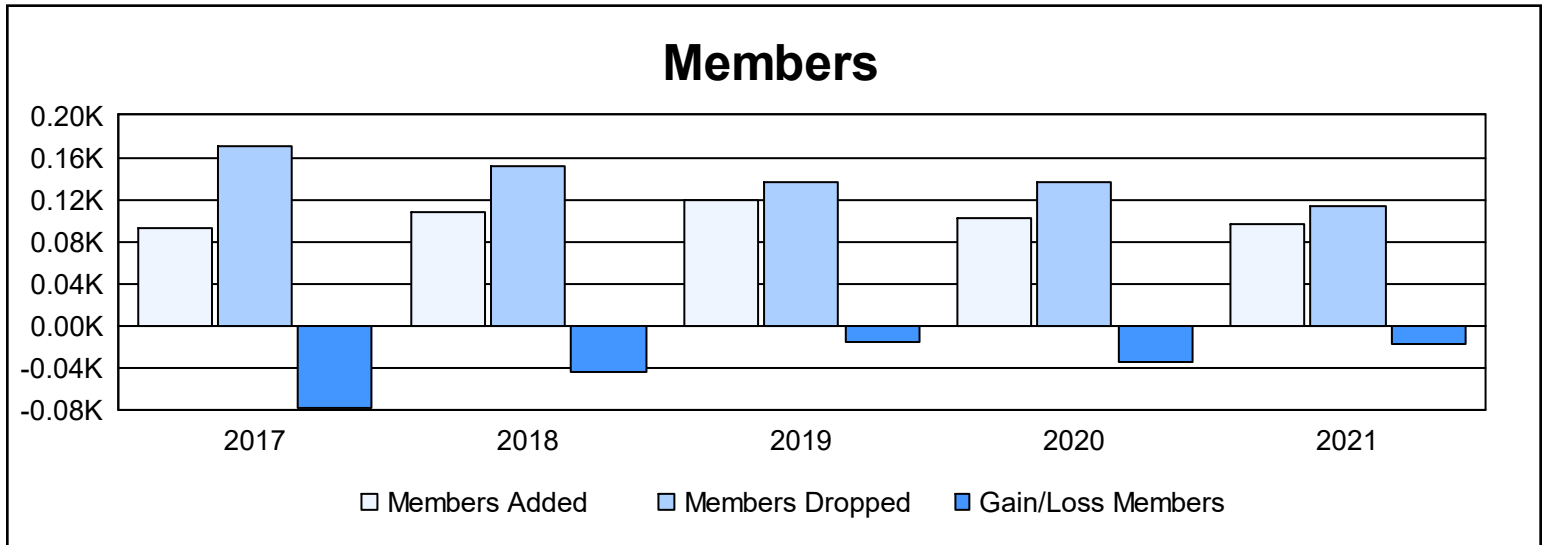
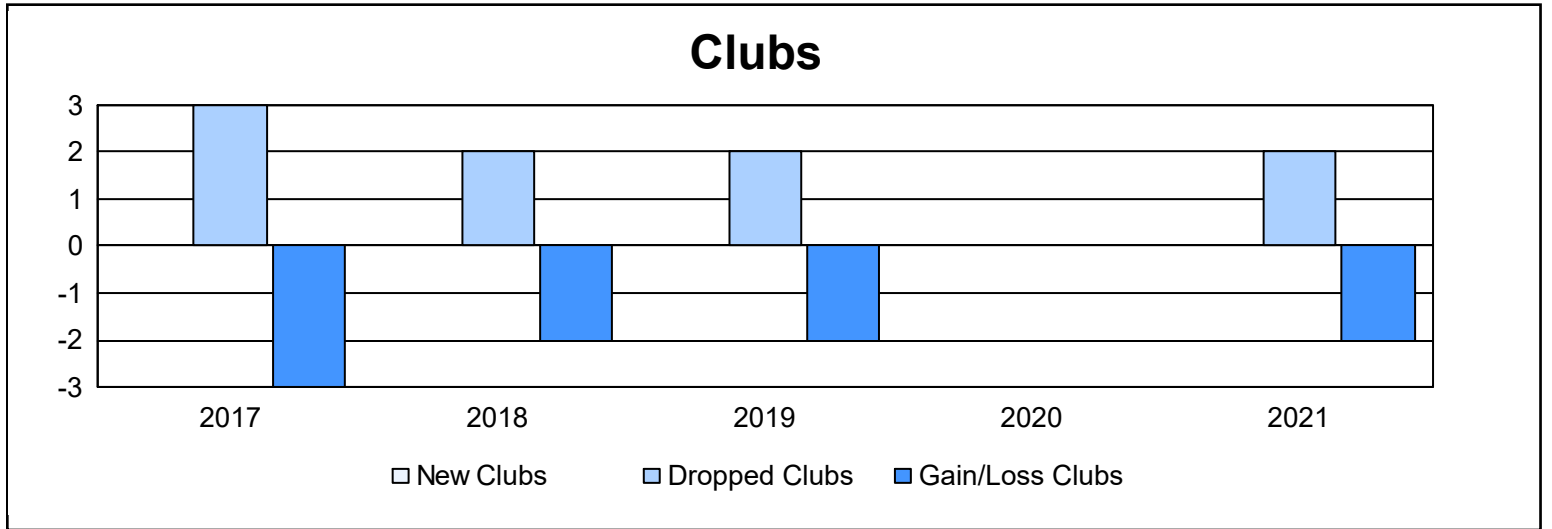
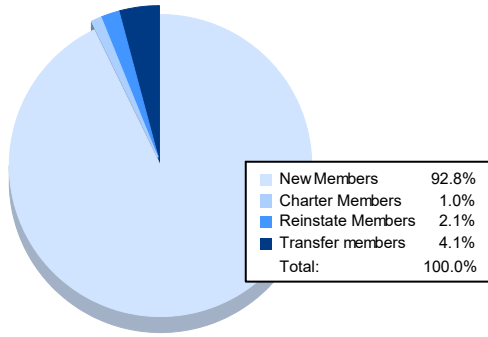


| Year           | New Clubs | Dropped Clubs | Gain/ Loss Clubs | New Members | Charter Members | Reinstate Members | Transfer Members | Total Member Added | Total Members Dropped | Gain/ Loss Members |
|----------------|-----------|---------------|------------------|-------------|-----------------|-------------------|------------------|--------------------|-----------------------|--------------------|
| 2016-2017      | 0         | 3             | -3               | 82          | 1               | 6                 | 3                | 92                 | 171                   | -79                |
| 2017-2018      | 0         | 2             | -2               | 101         | 0               | 3                 | 4                | 108                | 152                   | -44                |
| 2018-2019      | 0         | 2             | -2               | 107         | 0               | 8                 | 5                | 120                | 136                   | -16                |
| 2019-2020      | 0         | 0             | 0                | 90          | 0               | 3                 | 9                | 102                | 136                   | -34                |
| 2020-2021      | 0         | 2             | -2               | 90          | 1               | 2                 | 4                | 97                 | 114                   | -17                |
| <b>Average</b> | <b>0</b>  | <b>2</b>      | <b>-2</b>        | <b>94</b>   | <b>0</b>        | <b>4</b>          | <b>5</b>         | <b>104</b>         | <b>142</b>            | <b>-38</b>         |



### Membership Composition June 2021 Cumulative



### Gender Composition June 2021 Cumulative

